

Sportsman & Scrambler - 850/1000

2" Rear Receiver Hitch

Receiver

PART # 101490

Hardware Kit: HK-061

Kit Components:

Qty. _____ Part Description

- 1..... Receiver Mount
- 2..... 1/2"-13 x 1-1/2" Hex Bolts
- 1..... 1/2"-13 x 2-1/4" Hex Bolt
- 3..... 1/2"-13 Hex Nylock Nuts
- 4..... 1/2" Lock Washers
- 6..... 1/2" SAE Flat Washers

INSTALLATION INSTRUCTIONS:

1. Place 1/2" x 1-1/2" bolt with flat washer though the hole (A) in the frame Figures 2 & 3. Place two 1/2" lock washers on the 1/2" bolt Figure 2.
2. Repeat step 1 for other side (B).
3. Place hitch into location. Put the two 1/2" hex nylock nuts and flat washers loosely on the bolts installed in previous steps Figure 3.
4. Slide the 1/2" x 2-1/2" hex bolt through the OEM hitch pin hole and loosely attach using the 1/2" hex nylock nut and flat washer Figures 1&3.
5. Tighten down all hardware.

Note: Do not exceed manufacturers recommended towing capacity

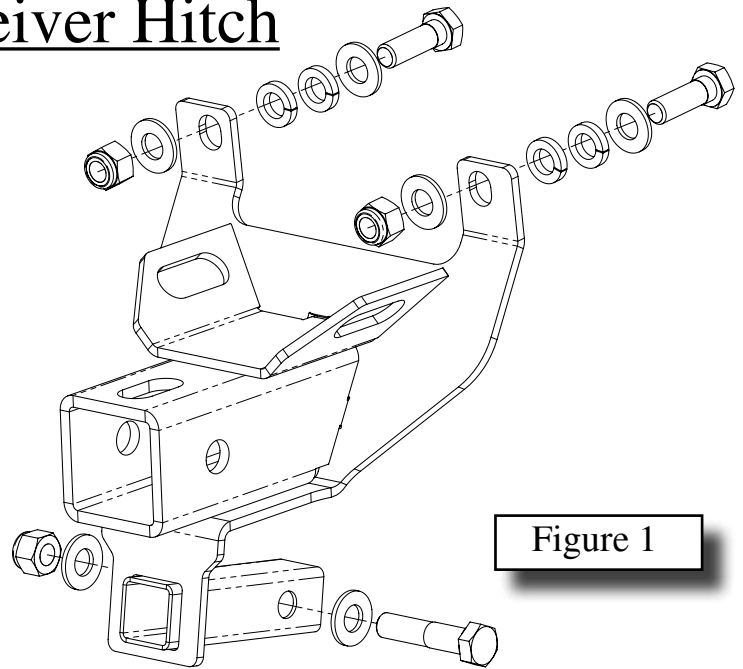


Figure 1




Figure 2




Figure 3