

John Deere 835/865 Rear Bumper

Bumper PART # 101665

Kit Components:

Item #	Qty.	Description
1	1	Bumper
2	1	Bumper Bracket Passenger Side
3	1	Bumper Bracket Driver Side
4	4	Bumper Tube Cap
5	1	HK-353
5.1	4	3/8"-16 X 1.75 Hex Flange Bolt GR5 Zinc
5.2	4	3/8"-16 Hex Flange Nylock Nut GR5 Zinc
5.3	6	5/16"-18 X .75 Carriage Bolt GR5 BLK
5.4	6	5/16"-18 Hex Flange Nylock Nut GR5 Zinc

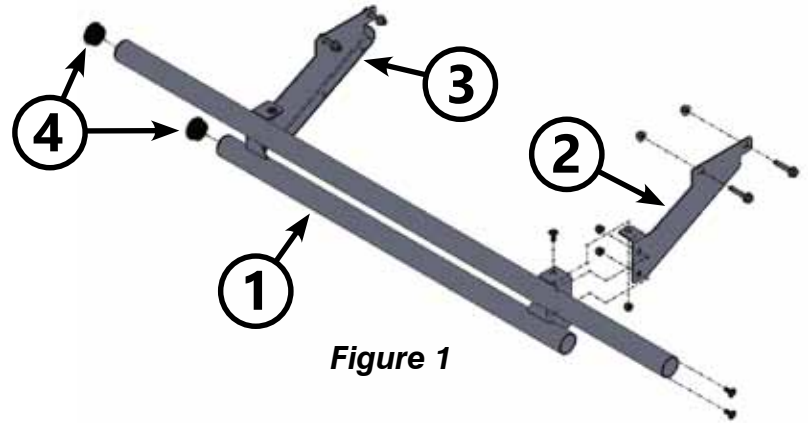


Figure 1

Installation:

1. Assemble tube caps (4) to bumper tubes as shown in Figure 1.
2. Hold passenger side bumper bracket (2) in place over bed frame tube location (A) as shown in **Figure 2 & 3** and use two 3/8" Bolts (5.1) and 3/8" Nuts (5.2) to bolt bracket to the bed frame tube as shown in **Figure 3**.
3. Repeat step 2 for drivers side.
4. Bolt bumper (1) to bumper brackets (2 & 3) using six 5/16" Carriage Bolts (5.3) and 5/16" Nuts (5.4) as shown in **Figure 4**.
5. Tighten all hardware evenly.




Figure 2




Figure 3

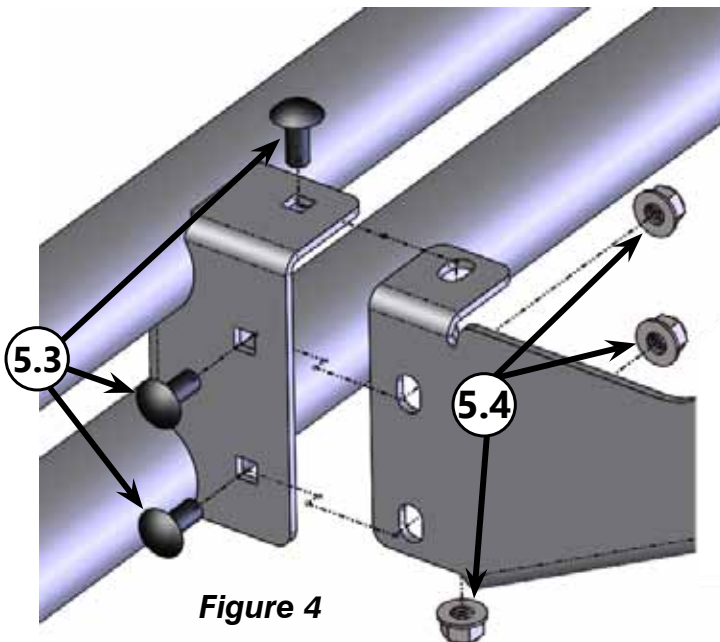


Figure 4

