

# Arctic Cat 400-1000, Suzuki 400 King Quad/Eiger/Vinson

Plow Mount

PART # 105035

Hardware Kit: HK-106

## Kit Components:

Qty.	Part Description
1.....	Plow Mount Plate
2.....	5/16-18 x 1-1/4" x 2" U-Bolt
2.....	M10-1.25 x 30mm Hex Cap Screw
4.....	5/16-18" Hex Flanged Lock Nut
8.....	7/16" Flat Washer, SAE
2.....	7/16" Lock Washer




Figure 1

## INSTALLATION INSTRUCTIONS:

- Arctic Cat Only**  
Place the 2 u-bolts on machine frame as shown in Figure 2. Skip to step 3.  
*Note: Some models may require holes to be cut (A) in the skid plate to allow clearance for the u-bolts. (See Figure 2)*
- Suzuki Only**  
The King Quad, Eiger and Vinson uses the other sets of u-bolt holes (G) as shown in Figure 5. Use the best fit for your machine.
- Remove front bolts (B) from foot rests (Figure 2).
- Install mount plate loosely to foot rest using included M10 bolts, 7/16" flat washer and 7/16" lock washer (Figure 3&4, C&D).  
*Note: Use extra washers provided in hardware kit as spacers between the foot rest and mount plate if needed (Figure 3,E).*
- Insert u-bolts through slots in mount plate and install 5/16" flanged lock nuts (Figure 4,F or G).
- Tighten down all nuts and bolts. (Make sure u-bolt ends are even.)
- See ATV Plow Tube System instruction manual for tube attachment.

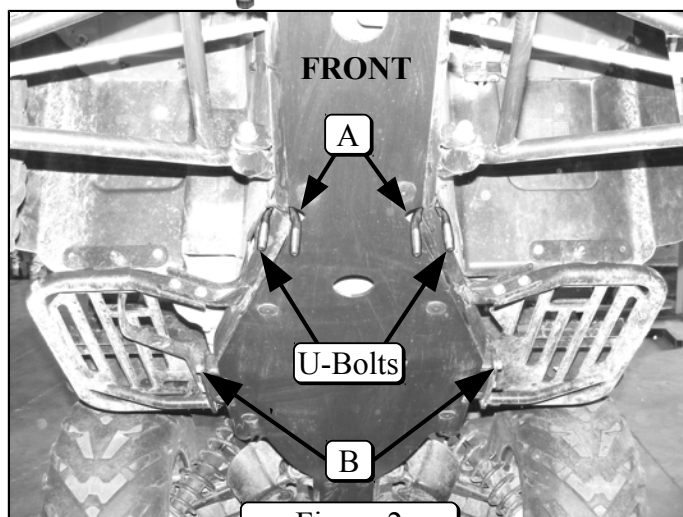


Figure 2




Figure 3

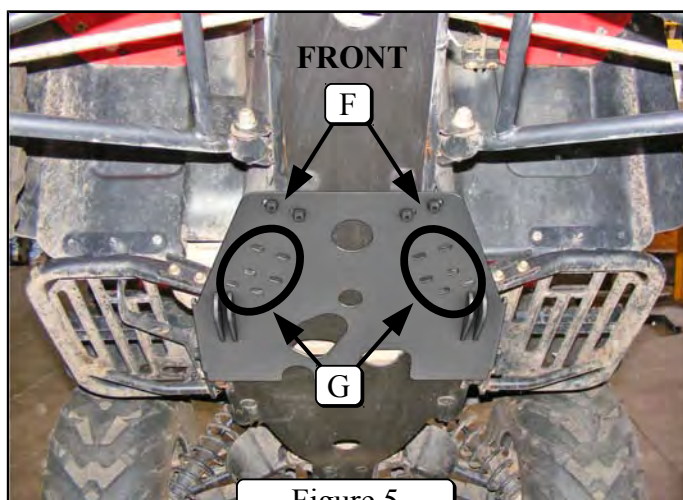


Figure 5

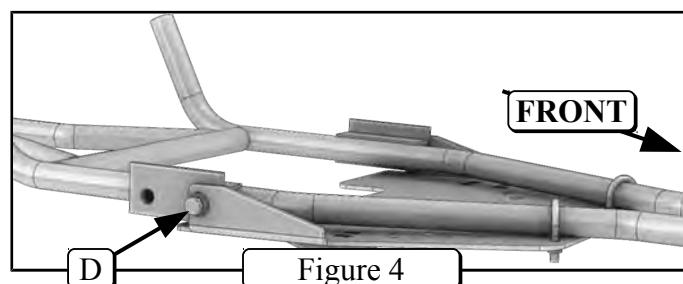


Figure 4

