


# POLARIS RANGER 2009-OLDER

Plow Mount                    PART # 105260  
   Hardware Kit: HK-042

## Kit Components:

Qty.	Part Description
1.....	Plow Mount Plate
4.....	3/8"-16 x 1-1/4" Flanged Bolt
8.....	7/16" USS Flat Washer
4.....	3/8"-16 Flanged Nylock Nut




*"Figure 1"*


## INSTALLATION INSTRUCTIONS:

*NOTE: You may need to drill holes in your bumper if there are no OEM holes already.*

1. Remove 2 outer bolts (A) on front lower panel before install of mount as shown in Figure 2.
2. Place mount plate over lower front panel and reinstall 2 outer bolts (A) as shown in Figure 2.
3. Install upper hardware (B) as shown in Figures 1&3.
4. Tighten down all bolts.
5. See UTV Plow Tube System instruction manual for tube attachment.



*"Figure 2" Front of UTV*



*"Figure 3" Mount Plate Install*

