

SECTOR 750, BENNCHE, MASSIMO

PLOW MOUNT

Plow Mount PART # 105755
Hardware Kit: HK-159

Kit Components:

Qty.	Part Description
1.....	Plow Mount Plate
4.....	M10x1.25x30mm Hex
4.....	M10 Lock Washer
4.....	M10 Flat Washers

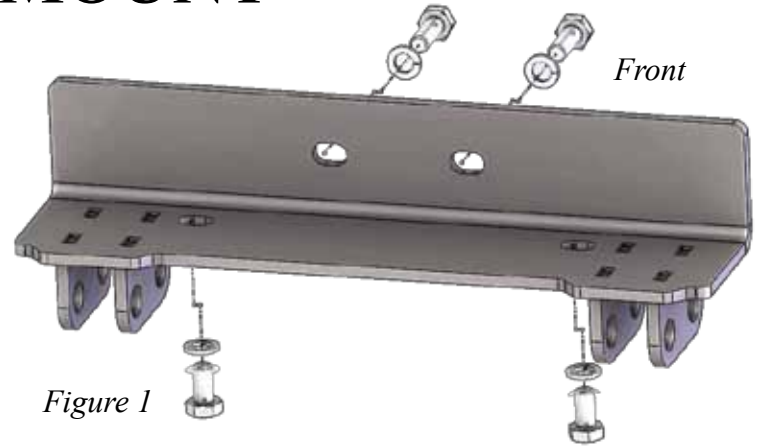


Figure 1

INSTALLATION INSTRUCTIONS:

1. Locate and remove bolts (A) on the lower part of the front bumper. Shown in Figure 2.
2. Slide the plow mount between the bumper and the frame. Line it up and attach using the hardware provided in slots (B) underneath the frame shown in Figure 3. **Loosely tighten bolts.**
3. With the hardware provided reattach the bumper to the frame going through the mount slots (C). Shown in Figure 4.
4. Center the mount and tighten all hardware down evenly.




Figure 2




Figure 3

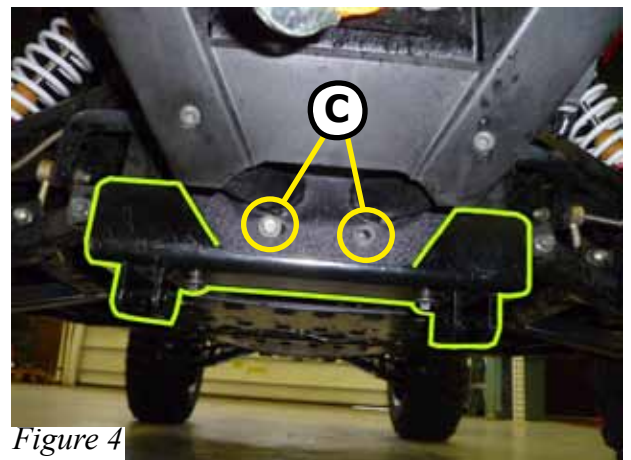


Figure 4

