

2007-2012 YAMAHA BIG BEAR 400

KYMCO MXU 375/450i

Winch Mount

PART # 100930 Rev A.

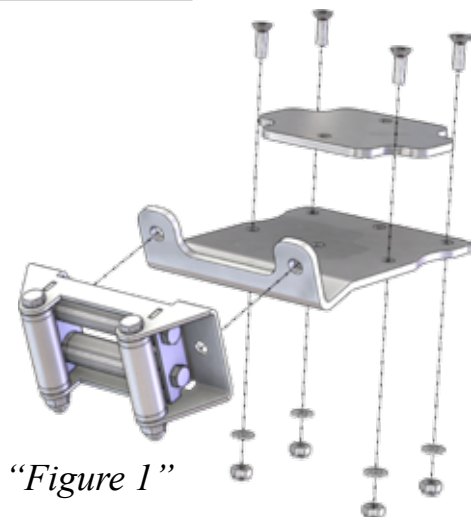
Hardware Kit: HK-014

Kit Components:


Qty.	Part Description
1.....	Mount Plate
1.....	Spacer Plate
4.....	5/16"-18 x 1" Flat Head Socket Screw
4.....	5/16"-18 Nylock Nut
4.....	5/16 SAE Flat Washer

INSTALLATION INSTRUCTIONS:


1. Start by removing the Skid Plate as shown in Figure 2.
2. **2 Hole Winch:** Install mount plate and spacer plate using the hardware provided with the mount (See Figure 3). Install winch to mount plate using the hardware provided with your winch.
- 4 Hole Winch:** Install mount plate and winch using the hardware provided with your winch (See Figure 4).
3. Install roller fairlead using the hardware included with your winch. (See Figure 1)
4. Reinstall Skid Plate removed in Step 1.
5. Use the instructions provided with your winch, wire accordingly.




"Figure 1"



"Figure 2" Skid Plate Removal



"Figure 4" 4 Hole Installation



"Figure 3" 2 Hole Installation